

NAME OF THE UNIT : SCHOOL OF SCHOLARS PRIMARY AMRAVATI

NAME OF THE COMPANY : LATE RADHIKABAI MEGHE MAHILA SHIKSHAN SANSTHA.

Atrelayout Nagpur-440022

CIN: U80301MH2022NPL380205.

Balance Sheet As on 31st March, 2025

Particulars	Note No.	Figures as at the end of current reporting period	Figures as at the end of previous reporting Period
		Rs.	Rs.
A EQUITY AND LIABILITIES			
1 Shareholders' funds			
(a) Share capital	1	-	-
(b) Reserves and surplus	2	3,75,99,532.18	2,28,23,914.52
(b) Money Received against share warrents		-	-
2 Share application money pending allotments		-	-
3 Non-current liabilities			
(a) Long-term borrowings	3	-	-
(b) Deferred tax liabilities (net)	4	-	-
(c) Other Long Term Liabilities		-	-
(d) Long term provision		-	-
4 Current liabilities			
(a) Short Term Borrowings	4	-	84,14,592.00
(b) Trade payables			
(A) total outstanding dues of micro enterprises and small enterprises			
(B) total outstanding dues of Creditors other than micro enterprises and small enterprises	5	6,98,018.00	10,97,203.00
(c) Other current liabilities	6	5,62,37,627.93	5,92,44,603.93
(d) Short-term provisions	7	16,29,952.00	20,30,154.00
TOTAL		9,61,65,130.11	9,36,10,467.45
B ASSETS			
1 Non-current assets			
(i) Property, Plant and Equipment	8	4,79,09,064.67	4,86,21,087.11
(ii) Tangible assets		-	-
(iii) Capital Work in progress		-	-
(iv) Intangible Assets under Development		-	-
(b) Non-current Assets	9	2,42,120.00	90,340.00
(c) Deferred Tax Assets			
(d) Long term loans and Advances			
(e) Other Non Current Assets			
2 Current assets			
(a) Current Investments	10		
(b) Inventories	11	-	-
(c) Trade receivables	12	-	-
(d) Cash and cash equivalents	13	11,56,980.85	51,12,862.30
(e) Short-term loans and advances	14	-	-
(f) Other Current Assets	15	4,68,56,964.61	3,97,86,178.04
TOTAL		9,61,65,130.11	9,36,10,467.45

See accompanying notes forming part of the financial statements
In terms of our report attached.

FOR LATE RADHIKABAI MEGHE MAHILA SHIKSHAN
SANSTHA.

For KUMAR & JAYAKRISHNAN

Chartered Accountants

F.R.N.NO 113708W

(G.V.KUMAR)


Partner

M.No.100861

Place: Nagpur

Date: 22.08.2025

UDIN : 25100861BMIAHW5843



NAME OF THE UNIT : SCHOOL OF SCHOLARS PRIMARY AMRAVATI
NAME OF THE COMPANY : LATE RADHIKABAI MEGHE MAHILA SHIKSHAN SANSTHA.
Atrelayout Nagpur-440022
CIN: U80301MH2022NPL380205.

STATEMENT OF PROFIT AND LOSS ACCOUNT FOR THE YEAR ENDED 31st MARCH 2025

(Figures in INR)

Particulars	Note No.	Figures for the current reporting period	Figures for the previous reporting period
		Rs.	Rs.
I Revenue from operations (gross)	16	14,22,03,870.00	13,67,33,650.00
Less: Excise Duty		-	
Revenue from operations (net)		14,22,03,870.00	13,67,33,650.00
II Other Income	17	1,68,30,360.00	64,29,164.00
III Total Income (I+II)		15,90,34,230.00	14,31,62,814.00
IV Expenses			
(a) Cost of materials consumed	18	-	-
(b) Purchase of Stock in Trade			
(c) Changes in inventories of finished goods, work-in-progress and stock-in-trade	19	-	-
(d) Employee benefits expenses	20	6,76,71,224.00	6,48,55,358.00
(e) Finance costs	21	24,74,876.01	20,09,269.11
(f) Depreciation and amortisation expenses		70,51,620.88	49,27,995.80
(g) Other expenses	22	6,69,36,058.28	7,81,42,041.97
Total Expenses		14,41,33,779.17	14,99,34,664.88
V Profit before exceptional and extraordinary item and tax		1,49,00,450.83	(67,71,850.88)
VI Exceptional Items		-	-
VII Profit before extraordinary item and tax		1,49,00,450.83	(67,71,850.88)
VIII Extraordinary Items		-	-
IX Profit before Tax		1,49,00,450.83	(67,71,850.88)
X Tax Expense:			
(a) Current tax expense		-	-
(b) Deferred tax		-	-
XI Profit / (Loss) for the period from continuing operations		1,49,00,450.83	(67,71,850.88)
XII Profit / (Loss) from discontinuing operations		-	-
XIII Tax from discontinuing operations		-	-
XIV Profit/ (Loss) from discontinuing operations		-	-
XV (Loss) for the Period		1,49,00,450.83	(67,71,850.88)
XVI Earning per equity share:			
(1) Basic		1,490	(677.19)
(2) Diluted		1,490	(677.19)

In terms of our report attached.

FOR LATE RADHIKABAI MEGHE MAHILA SHIKSHAN SANSTHA.

For KUMAR & JAYAKRISHNAN

Chartered Accountants
F.R.N.NO 113708W

(G.V.KUMAR)

Partner

M.No.100861

Date: 22.08.2025

UDIN : 25100861BMIAHW5843



**NAME OF THE UNIT : SCHOOL OF SCHOLARS PRIMARY AMRAVATI
NOTES ANNEXED TO AND FORMING PART OF THE BALANCE SHEET**

Note -1. SHARE CAPITAL

Particulars	Figures as at the end of current reporting		Figures as at the end of previous reporting	
	Number of shares	Rs.	Number of shares	Rs.
(a) Authorised				
	-	-	-	-
(b) Issued, Subscribed and Paid up				
	-	-	-	-
Total	-	-	-	-

List of Shareholders holding more than 5% share capital

Name of Shareholders	No. of Shares	%	Value/Share	Total Value
				-
				-
TOTAL	-			-

NOTE 1A. SHARES HELD BY PROMOTORS

Current Reporting Period

Sr No.	Promotor's Name	No of shares	% of total shares	% Change during the year

Previous reporting Period

Sr No.	Promotor's Name	No of shares	% of total shares	% Change during the year


NOTE- 1B. STATEMENTS OF CHANGES IN EQUITY

Current Reporting Period

Balance at the beginning of the current reporting period	Changes in Equity Share Capital due to prior period error	Related Balance at the beiginning of the current	Changes in Equity Share Capital during	Balance at the end of the current reporting period

Previous reporting Period

Balance at the beginning of the previous reporting period	Changes in Equity Share Capital due to prior period error	Related Balance at the beiginning of the previous reporting periud	Changes in Equity Share Capital during the previous year	Balance at the end of the previous reporting period



NAME OF THE UNIT : SCHOOL OF SCHOLARS PRIMARY AMRAVATI
NOTES ANNEXED TO AND FORMING PART OF THE BALANCE SHEET

Note 2 RESERVES AND SURPLUS

Particulars	Figures as at the end of current reporting period	Figures as at the end of previous reporting Period
	Rs.	Rs.
(A) Securities premium account		
Opening balance	-	-
Closing balance	-	-
(B) Surplus / (Deficit) in Statement of Profit and Loss		
Opening balance	2,28,23,914.52	2,97,20,598.57
Transfer from LRMMSS Sanstha	-	-
Add: Profit / (Loss) for the year	1,49,00,450.83	(67,71,850.88)
Less:- Loss Due to Change in Rate of Depreciation as per Company Act 2013	-	-
ATL Project Grant (Capital Grant)	-	-
Less Depreciation	1,24,833.17	1,24,833.17
Closing balance	3,75,99,532.18	2,28,23,914.52
Total	3,75,99,532.18	2,28,23,914.52

Note 3 LONG TERM BORROWINGS

Particulars	Figures as at the end of current reporting period	Figures as at the end of previous reporting Period
	Rs.	Rs.
UNSECURED LOANS		
Total	-	-

Note 4 DEFERRED TAX LIABILITIES


Particulars	Figures as at the end of current reporting period	Figures as at the end of previous reporting Period
	Rs.	Rs.
Opening Balances	-	-
Less : Deferred Tax Liabilities	-	-
Total	-	-



Note 4 SHORT TERM BORROWINGS		
Particulars	Figures as at the end of current reporting period	Figures as at the end of previous reporting Period
	Rs.	Rs.
<u>SECURED LOANS</u>		
OD A/C	-	-
CASH CREDIT	-	-
Wardhaman Urban Co OP Bank Ltd CC A/c 31	-	84,14,592.00
(Secured against hypothecation of Stocks and Personal guarantee of Directors and equitable mortgaged of Factory Land and Building)	-	-
	-	-
	-	-
Total	-	84,14,592.00
Note 6 OTHER CURRENT LIABILITIES		
Particulars	Figures as at the end of current reporting period	Figures as at the end of previous reporting Period
	Rs.	Rs.
ATL Project Grant (Revenue Grant)	1,26,771.00	1,26,771.00
Salary Security Deposit	11,35,284.00	6,34,030.00
Advance Fees	27,38,628.00	14,23,971.00
CCA Fees Payable	22,62,852.00	1,87,58,401.00
Late Radhikabai Meghe Mahila S.S	4,99,74,092.93	2,94,41,495.93
Provision for fee waiver	-	88,50,635.00
Others	-	9,300.00
Total	5,62,37,627.93	5,92,44,603.93
Note 7 SHORT TERM PROVISIONS		
Particulars	Figures as at the end of current reporting period	Figures as at the end of previous reporting Period
	Rs.	Rs.
(a) Provision for employee benefits		
Deputation Charges Payable	-	-
(b) Provision - for TAX		
Provision for Income Tax(Prior Years)	-	-
Provision for Income Tax(Current Years)	-	-
(c) Provision - Others		
Provision for Fees Waiver	-	-
Interest Payable ATL Grant	-	-
Expenses Payable	13,82,480.00	18,83,222.00
TDS Payable	2,47,472.00	1,46,932.00
Total	16,29,952.00	20,30,154.00



NAME OF THE UNIT : SCHOOL OF SCHOLARS PRIMARY AMRAVATI		
Note 9 NON CURRENT ASSETS		
Particulars	Figures as at the end of current reporting period	Figures as at the end of previous reporting Period
	Rs.	Rs.
Gas Connection Deposit	1,700.00	1,700.00
MSEB Security Deposit	2,40,420.00	88,640.00
Total	2,42,120.00	90,340.00
Note 11 INVENTORIES (At lower of cost and net realisable value)		
Particulars	Figures as at the end of current reporting period	Figures as at the end of previous reporting Period
	Rs.	Rs.
Finished Goods	-	-
Raw Material (including Packing Material)	-	-
W I P	-	-
Stock with Consignee	-	-
Total	-	-
Note 13 CASH AND CASH EQUIVALENTS		
Particulars	Figures as at the end of current reporting period	Figures as at the end of previous reporting Period
	Rs.	Rs.
A) Cash In Hand	-	-
B) Bank Balance		
Arvind Sahakari Bank Ltd Bus Charges A/c 1759		1,42,510.46
Arvind Sahakari Bank Ltd Fee A/c No. 734		6,49,493.68
Arvind Sahakari Bank Ltd Fees A/c 1748	2,85,101.30	16,79,038.86
Arvind Sahakri Bank Ltd Bus A/c No.756	43,868.42	1,63,805.00
Arvind Sahakri Bank Ltd A/c No.3473	24,693.20	-
Arvind Sahakri Bank Ltd	10,000.00	
Axis Bank A/c No.923020011122340	-	1,00,000.00
Axis Bank A/c No.923020013291657	-	1,00,000.00
Axis Bank Ltd. A/c No.923020012884032	-	1,00,000.00
Axis Bank Ltd. A/c No.93020011394998	-	1,00,000.00
Axis Bank Ltd Bus Charges A/c 922020025740955	-	80,319.64
Axis Bank Ltd CCA A/c 922020025693956	1,00,578.00	1,00,578.00
Axis Bank Ltd Contingency A/c 922020025762793	2,31,262.44	42,881.80
Axis Bank Ltd Fees A/c 922020025737597	60,469.47	14,75,992.12
State Bank of India A/c. 32853898200 RTE	1,49,414.00	1,12,847.00
State Bank of India A/c No.37474238667 ATL	2,51,594.02	2,65,395.74
Total	11,56,980.85	51,12,862.30
Note 14 SHORT TERM LOANS AND ADVANCES		
Particulars	Figures as at the end of current reporting period	Figures as at the end of previous reporting Period
	Rs.	Rs.
Total	-	-
Note 15 OTHER CURRENT ASSETS		
Particulars	Figures as at the end of current reporting period	Figures as at the end of previous reporting Period
	Rs.	Rs.
Fees Receivable	64,16,660.00	59,93,707.00
Pre-Paid Expenses	2,99,690.66	1,63,567.22
SD With AMC Tree Plantation	3,21,780.00	3,21,780.00
HPCL Drive Track Plus	19,848.38	20,946.44
Advance Against Expenses	44,190.57	9,540.38
Afsa Traders	-	60,800.00
Childwood Ply Private Limited	-	2,15,589.00
Computer & Cartridge Point	-	98,985.00
Disha Eco Loc Paver Private Limited	-	1,71,405.00
Greenland Diesel Services	-	4,130.00
Mango Institutional Furniture	-	3,23,281.00
OTIS Elivator	9,45,000.00	1,05,000.00
Popcorn Furniture and Lifestyle	-	6,42,320.00
Sparsh Advertising Marketing and Promotion	-	17,496.00
Techleela Solution Private Limited	-	7,560.00
RTE Fees Receivable	3,88,09,795.00	3,16,30,071.00
Total	4,68,56,964.61	3,97,86,178.04



Note 5 TRADE PAYABLES

Figures For the Current Reporting Period

Rs.in INR

Particulars	Outstanding for following periods from due date of payment				Total
	Less than 1 Year 2023-2024	1-2 Years	2-3 Years	More than 3 Years	
MSME	-	-	-	-	-
Others	-	-	-	-	-
Pramod Alone (Security Deposit)	3,032.00	-	-	-	3,032.00
Abbas Ali (Security Deposit)	11,949.00	-	-	-	11,949.00
SDR MEP Services (Security Deposit)	3,556.00	-	-	-	3,556.00
Prabhavi Construction (Security Deposit)	1,17,655.00	239.00	-	-	1,17,894.00
Rizwan Ahmaed SK Basheer (Security Deposit)	14,806.00	-	-	-	14,806.00
Yash Civil Painting (Security Deposit)	41,108.00	-	-	-	41,108.00
Royal Enterpeises (Security Deposit)	-	17,000.00	-	-	17,000.00
Sunil Dnyaneshwar Shashtrakar (Security Deposit)	5,890.00	-	-	-	5,890.00
Seepage Control (Security Deposit)	36,411.00	-	-	-	36,411.00
Hansa Vahan India Private Limited (Hold)	1,58,438.00	-	-	-	1,58,438.00
Prasad Publicity	-	-	-	-	-
CBSE registration fees Payable	-	-	-	-	-
Prabhavi Construction	1,63,437.00	-	-	-	1,63,437.00
Pramod Vishwanath	56997	-	-	-	56,997.00
Vap & Associates	67,500.00	-	-	-	67,500.00
Dispute dues-MSME	-	-	-	-	-
Dispute dues	-	-	-	-	-
Others	-	-	-	-	-
Total	6,80,779.00	17,239.00	-	-	6,98,018.00

Figures For Previous Reporting Period

Particulars	Outstanding for following periods from due date of payment				Total
	Less than 1 Year	1-2 Years	2-3 Years	More than 3 Years	
MSME	-	-	-	-	-
Others	-	-	-	-	-
Pramod Alone Security Deposit	-	-	-	-	-
Akash Thool Security Deposit	-	-	-	-	-
Direction Audio Video OPC Pvt Ltd	-	600.00	-	-	600.00
Aheli Civicon Pvt Ltd Security Deposit	-	70,079.00	-	-	70,079.00
Ashwin Electricals Security Deposit	-	11,382.00	-	-	11,382.00
Direction Audio Video OPC Pvt Ltd Security Deposit	-	2,350.00	-	-	2,350.00
Dua Construction Security Deposit	-	2,28,855.00	-	-	2,28,855.00
Home Care Pest Control Services Security Deposit	-	3,873.00	-	-	3,873.00
Maratha Electricals Hardware Security Deposit	-	3,580.00	-	-	3,580.00
PP Associates Security Deposit	-	2,79,472.00	-	-	2,79,472.00
Rakesh Enterprises Security Deposit	-	19,660.00	-	-	19,660.00
Royal Enterpeises Security Deposit	-	17,000.00	-	-	17,000.00
Automation and General Electric Company Security Deposit	-	2,726.00	-	-	2,726.00
Pramod Thakre Security Deposit	-	3,531.00	-	-	3,531.00
Seepage Control Security Deposit	-	19,243.00	-	-	19,243.00
Sportina Exim Security Deposit	-	55,229.00	-	-	55,229.00
TR Group and Company Security Deposit	-	1,816.00	-	-	1,816.00
Vishal Enterprises Security Deposit	-	2,225.00	-	-	2,225.00
Hansa Vahan India Private Limited	-	1,55,080.00	-	-	1,55,080.00
Prasad Publicity	-	-	-	-	-
CBSE registration fees Payable	-	-	-	-	-
Prabhavi Construction Security Deposit	-	1,63,676.00	-	-	1,63,676.00
Prabhavi Construction (Hold)	-	56826	-	-	56,826.00
Aksha Thool	-	-	-	-	-
Dispute dues-MSME	-	-	-	-	-
Dispute dues	-	-	-	-	-
Others	-	-	-	-	-
Total	-	10,97,203.00	-	-	10,97,203.00


Note 12 TRADE RECEIVABLES

Figures For the Current Reporting Period

Particulars	Outstanding for following periods from due date of payment					Total
	Less than 6 Months	6 Months - 1Year	1-2 Years	2-3 Years	More than 3 Years	
Undisputed Trade Receivables- Considered Goods	-	-	-	-	-	-
Undisputed Trade Receivables- Considered Doubtful	-	-	-	-	-	-
Disputed Trade Receivables- Considered Goods	-	-	-	-	-	-
Disputed Trade Receivables- Considered Doubtful	-	-	-	-	-	-
Others	-	-	-	-	-	-

Figures For Previous Reporting Period

Particulars	Outstanding for following periods from due date of payment					Total
	Less than 6 Months	6 Months - 1Year	1-2 Years	2-3 Years	More than 3 Years	
Undisputed Trade Receivables- Considered Goods	-	-	-	-	-	-
Undisputed Trade Receivables- Considered Doubtful	-	-	-	-	-	-
Disputed Trade Receivables- Considered Goods	-	-	-	-	-	-
Disputed Trade Receivables- Considered Doubtful	-	-	-	-	-	-
Others	-	-	-	-	-	-



Note - 8

NAME OF THE UNIT : SCHOOL OF SCHOLARS PRIMARY AMRAYATI
STATEMENT OF FIXED ASSETS, AS ON 31ST MARCH 2025

PARTICULARS	Useful Life	G R O S S — B L O C K					D E P R E C I A T I O N			N E T — B L O C K	
		AS ON 01-04-2024	TRANSFER FROM LRMMSS	ADDITIONS Before 30.09.2024	ADDITIONS After 30.09.2024	SALE/ TRANSFER during the year	AS ON 31.3.2025	UP TO 01-04-2024	FOR THE YEAR	AS ON 31.03.2024	AS ON 31.03.2025
IMMOVABLE PROPERTIES											
School Building	30	3,38,53,200.00	-	65,457.00	-	-	21,08,451.70	10,38,807.86	31,47,259.56	3,07,71,397.44	3,17,44,748.30
WIP Building	0	-	-	2,22,981.98	3,36,924	-	-	-	-	5,59,905.98	-
School Land	0	52,81,187.00	-	-	-	-	-	-	-	52,81,187.00	52,81,187.00
MOVABLE PROPERTIES											
Canteen Vehicle	6	3,29,937.00	-	-	1,82,845.00	-	1,39,492.68	88,254.68	2,27,747.36	1,02,189.64	1,90,444.32
Computer Equipment	3	60,61,951.24	-	13,04,910.00	-	-	20,77,621.22	21,22,303.05	41,99,924.27	33,49,781.97	39,84,330.02
Computer Software	3	48,809.00	-	-	-	-	20,797.54	12,872.18	33,669.72	15,139.28	28,011.46
Furniture Fixture	8	62,69,719.93	-	25,32,347.20	1,32,340.99	-	19,71,782.06	24,41,534.27	44,13,316.33	45,21,091.79	42,97,937.87
Games & Sports Equipments	5	12,33,669.00	-	3,49,420.00	-	-	4,02,937.33	3,66,742.22	7,69,679.55	8,13,409.45	8,30,731.67
Generator	10	2,20,170.00	-	-	-	-	83,739.08	63,224.08	1,46,963.16	73,206.84	1,36,430.92
Laboratory Equipments	5	87,285.00	-	-	-	-	38,755.35	22,489.35	61,244.70	26,040.30	48,529.65
Library Books	5	2,27,026.00	-	56,394.00	83,984.00	-	1,00,802.03	76,352.13	1,77,154.16	1,90,249.84	1,26,223.97
Musical Equipments	5	4,37,342.00	-	-	-	-	1,94,183.98	1,12,882.98	3,06,866.96	1,30,475.04	2,43,158.02
Office Equipments	5	20,22,540.90	-	4,24,876.26	7,71,951.60	-	6,28,405.91	6,85,114.16	13,13,520.07	19,05,848.69	13,94,134.99
Teaching Aids	5	82,451.00	-	-	-	-	36,608.90	21,243.90	57,852.80	24,597.76	45,842.10
MOVABLE PROPERTIES ATL											
Computer Equipment	3	25,890.00	-	-	-	-	13,693.18	5,652.18	19,345.36	6,544.64	12,196.82
Furniture Fixture	8	59,975.00	-	-	-	-	23,765.17	16,780.17	40,545.34	19,429.66	36,209.83
Laboratory Equipments	5	3,97,435.00	-	-	-	-	1,76,464.82	1,02,400.82	2,78,865.64	1,18,569.36	2,20,970.18
TOTAL		5,66,38,588.07	-	49,56,386.44	15,08,045.59	-	80,17,500.95	71,76,454.04	1,51,93,954.99	4,79,09,064.67	4,86,21,087.11



Note 16 REVENUE FROM OPERATIONS			(IN INR)
Particulars	Figures for the current reporting period	Figures for the previous reporting period	
	Rs.	Rs.	
Admission Fees	7,88,500.00	11,19,500.00	
Term Fees	1,08,80,350.00	1,04,31,550.00	
Tuition Fees	13,05,35,020.00	12,51,82,600.00	
Total	14,22,03,870.00	13,67,33,650.00	
Note 17 OTHER INCOME			
Particulars	Figures for the current reporting period	Figures for the previous reporting period	
	Rs.	Rs.	
Prospectus & Form Fees	1,57,100.00	1,79,500.00	
Other Income	1,37,27,260.00	30,43,664.00	
Bus Fees	29,46,000.00	32,06,000.00	
Total	1,68,30,360.00	64,29,164.00	
Note 18 COST OF MATERIALS CONSUMED			
Particulars	Figures for the current reporting period	Figures for the previous reporting period	
	Rs.	Rs.	
Opening stock	-	-	
Add: Purchases			
Import			
Domestic	-		
Less: Closing stock	-		
Cost of material consumed	-	-	
Note 19 CHANGE IN INVENTORIES			
Particulars	Figures for the current reporting period	Figures for the previous reporting period	
	Rs.	Rs.	
Inventories at the end of the year:			
Finished goods	-		
Work-in-progress	-		
Inventories at the beginning of the year:			
Finished goods	-		
Work-in-progress	-		
Net (increase) / decrease	-	-	
Note 20 EMPLOYEE BENEFIT EXPENSES			
Particulars	Figures for the current reporting period	Figures for the previous reporting period	
	Rs.	Rs.	
Retainership Expenses	92,34,616.00	1,22,30,835.00	
Group Gratuity Expenses	15,62,363.00	51,30,084.00	
Security Charges	12,04,118.00	10,44,955.00	
Salary & Allowances	4,99,42,313.00	4,24,41,466.00	
Skilled & Unskilled charges	29,61,940.00	16,45,053.00	
Employers Contribution to PF	25,52,563.00	21,86,857.00	
Administrative Charges to PF	2,13,311.00	1,76,108.00	
Total	6,76,71,224.00	6,48,55,358.00	



Note 21 FINANCE COST		
Particulars	Figures for the current reporting period	Figures for the previous reporting period
	Rs.	Rs.
Bank Charges	2,26,517.01	2,08,686.68
Interest to others	20,82,248.00	14,22,332.43
Bank Interest	1,66,111.00	3,78,250.00
Total	24,74,876.01	20,09,269.11
Note 22 OTHER EXPENSES		
Particulars	Figures for the current reporting period	Figures for the previous reporting period
	Rs.	Rs.
(A) INDIRECT EXPENSES		
Advertisement Expenses	26,09,485.26	31,89,899.66
Annual Day Expenses	1,90,140.73	90,256.00
Audit Fees and Expenses	3,61,259.45	4,60,814.00
Bus Running Expenses	47,82,701.00	52,49,049.00
ATL operational and maintenance Expense	18,072.00	-
Cleaning & Sweeping Charges	10,54,567.12	8,33,555.92
Computer Consumable Expenses	2,21,647.38	3,02,060.34
Corporation Taxes	3,66,212.00	9,62,620.00
Electricity Charges	17,86,130.00	14,60,920.00
Examination Expenses	67,006.00	14,254.00
Facility Charges	42,48,000.00	42,48,000.00
Fees Concession	2,31,94,762.00	2,05,64,115.00
Function & Festival	5,05,137.38	3,30,977.00
Games & Sports Expenses	5,77,646.00	46,39,184.50
Garden Maintenance	30,035.00	18,735.00
Generator Consumable Expenses	53,077.51	16,974.00
Staff Welfare Expenses	6,21,982.41	5,89,059.71
Health Checkup & Medical Aid Expenses	1,43,031.36	1,03,018.00
I -Card Expenses	1,11,150.00	67,553.00
Incentives	2,11,300.00	3,53,200.00
Insurance Expenses	65,440.00	78,993.32
Internet Charges	2,70,656.00	4,87,505.00
Laboratory Consumables	2,594.60	89,438.50
Legal Expenses	7,470.00	31,621.00
News paper & Periodicals	35,449.00	92,694.00
Office Expenses	3,04,081.58	3,07,485.35
Painting & whitewash Expenses	9,81,523.00	5,52,625.00
Petrol & Diesel Expenses	4,34,894.06	4,95,417.38
Postage & Courier	65,599.00	34,906.00
Printing & Stationery	14,39,811.50	9,12,996.45
Prize & Awards	46,995.25	59,500.00
Professional Consultancy Charges	41,88,867.00	76,64,879.00
Registration & Application Charges	45,095.00	81,347.00
Repairs & Maintenance Building	1,23,81,065.85	1,94,35,208.00
Repairs & Maintenance Electricals	3,97,024.85	9,01,626.10
Repairs & Maintenance Equipments	3,91,862.80	2,80,178.04
Repairs & Maintenance Fire Fighting Expenses	51,575.00	79,846.00
Repairs & Maintenance Furniture	2,68,984.04	1,25,226.20
Repairs & Maintenance Vehicle	3,20,910.00	1,38,217.00
Seminar & Conference	3,08,946.00	4,14,191.00
Smart Classroom Expenses	3,29,663.00	3,60,000.00
Software Maintenance Expenses	3,78,584.00	3,67,496.88
Students Event & Extra Curricular Activity	1,83,832.70	39,371.00
Subscription Charges	66,700.00	2,574.00
Swimming Pool Maintenance	1,16,123.10	73,651.00
Teachers Training Expenses	13,58,890.00	65,895.00
Telephone Charges	52,294.83	52,229.00
Transportation Charges	86,710.80	92,376.00
Travelling Expenses	9,47,062.72	10,50,292.62
Website Maintenance Expenses	23,155.00	81,880.00
Xerox Machine Expenses	2,30,855.00	1,98,131.00
Total (B)	6,69,36,058.28	7,81,42,041.97
Total (A+B)	6,69,36,058.28	7,81,42,041.97

